


- (A) Ornamental Tree Border
- (B) Open Field
- (C) Bollard/ Tree Stump Boarder
- (D) Gravel Pad
- (E) Additional Seating
- (F) Celebration Garden
- (G) Ex Tree Stand
- (H) Ornamental Tree Border
- (I) Rain Garden
- (J) Pea Gravel Path
- (K) Social Room
- (L) Paver Patio
- (M) Celebration Garden
- (N) Entry Bridge Parrish St Entry
- (O) Shade Trees
- (P) Parish Side Breezway
- (R) Parish Street Entrance 1
- (Q) Parish Street Entrance 2



Conceptual design funded by Parks & People Foundation

Design Description


The purpose of this design is to have a meaningful place for youth who are engaged in the YO! Baltimore programs. The design selected is cost effective, maintainable and beautiful. Major components include a paver patio that can be used for regular activity and special occasions like cookouts. Included in this is a special "social room". It includes a stacked seating area and movable seating, all appropriate for sitting alone or in groups, including use as an outdoor classroom. Adjacent to that is a celebration garden, an opportunity for students to leave a meaningful mark of their time with YO! Both the celebration garden and the social room are a canvas for art and expression. An example use of the celebration garden is a directional sign that graduates can use to show the destination of their future. The edge along Parrish includes a gravel area for auxiliary uses to the north and a rain garden that runs along the rest of the street. The rain garden will help alleviate the minor flooding and erosion, as well as provide local plant material that connects the park to nature. The main unifying element of the park is a timber-lined gravel path that is easy to both construct and maintain. Along the path will be planted ornamental trees, and more ornamental trees will be planted along the alley, providing a border for the open field. The open field will be separated from the utility area by a series of functional borders that prevent vehicle encroachment into the field. This can be done with either boulders or tree stumps, which may be available from city agencies upon inquiry.




Boulders as Bollards
Source: The Neighborhood Design Center



Tree Stump Border
Source: www.herviewfromhome.com



Typical Ornamental Trees
Black Tupelo, Eastern Redbud



Native Plant Rain Garden
Source: The Neighborhood Design Center




Typical Rain Garden
Source: www.thewatershedproject.com



Typical Shade Trees:
Red Maple, Willow Oak



Paver Patio
Source: www.playgroundforkids.org/



Social Room
Source: thomasdambo.com/



Entry Bridge from Parish Street
Source: www.cedarwoodfurniture.com/



Pea Gravel Path with Timber Edge
Source: www.xteriorservices.com/



Celebration Garden-directional sign
Source: www.sleeplessinsandy.blogspot.com/